

# Industrial Tools




- ▶ *Fast, accurate, reliable*
- ▶ *Long service life, low maintenance required*
- ▶ *Wide adjustable torque range*
- ▶ *Highly user-friendly*

**Impulse  
Range**

**The Ultimate Power Tools**

# Pulse Tools - Shut Off and Non Shut Off range

5 to 450 Nm (4 to 332 ft.lb) - 2800 to 10000 rpm

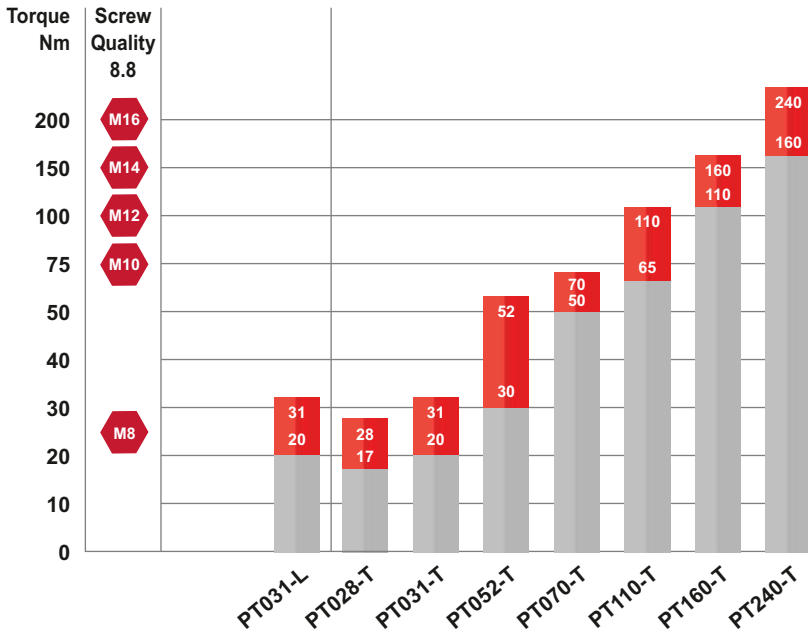


Air Inlet: All models 1/4" BSP, except PT160/240/250/450: 3/8" BSP – NPT optional

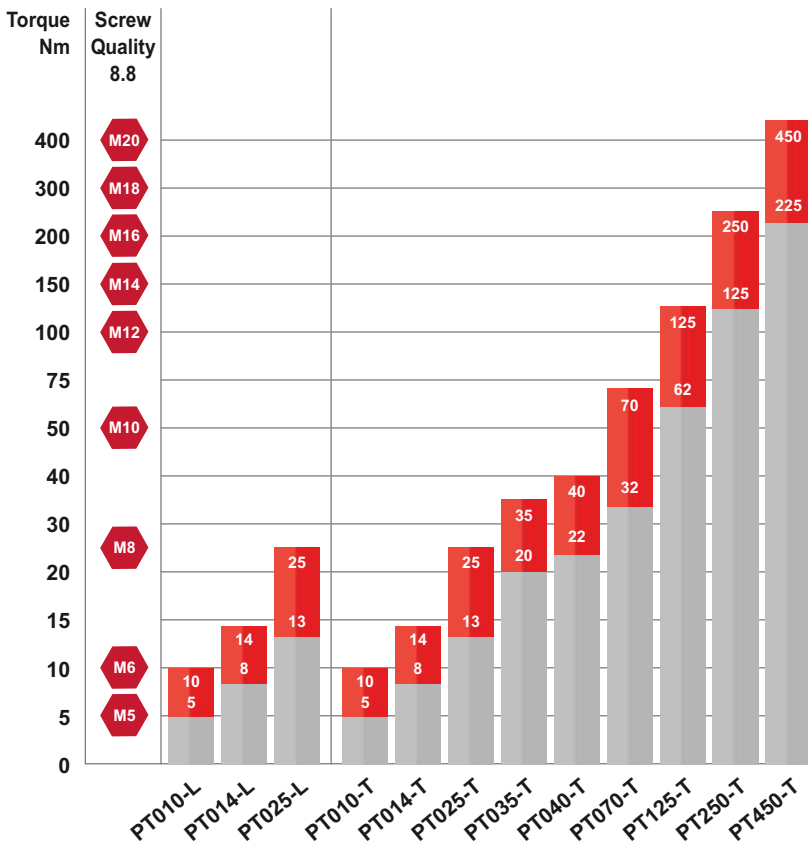
PIC REF	MODEL	PART NUMBER	FREE SPEED	OUTPUT DRIVE	TORQUE RANGE		DIMENSIONS						WEIGHT		AIR FLOW		HOSE INT. Ø	
					Nm	ft.lb	L	X	H	kg	lb.	l/s	cfm	mm	in.			
			rpm	in.			mm	in.	mm	in.	mm	in.					mm	in.
<b>NON SHUT OFF</b>																		
A	PT031-L10000-I10S	205 147 466 4	10000	3/8 Sq	20-31	15-23	221	8.7	22	0.87	-	-	0.70	1.5	8	17	8	5/16
B	PT028-T9000-I4Q	205 147 789 4	9000	1/4 Hex	17-28	13-21	150	5.9	22	0.87	175	6.9	0.80	1.8	8	17	8	5/16
C	PT031-T9000-I10S	205 147 467 4	9000	3/8 Sq	20-31	15-23	152	6.0	22	0.87	175	6.9	0.80	1.8	8	17	8	5/16
C	PT052-T7000-I10S	205 147 468 4	7000	3/8 Sq	30-52	22-38	174	6.8	23	0.90	175	6.9	1.00	2.0	9	19	10	3/8
D	PT070-T6000-I13S	205 147 469 4	6000	1/2 Sq	50-70	37-52	168	6.6	26	1.02	190	7.5	1.30	2.9	11	23	10	3/8
D	PT110-T4500-I13S	205 147 470 4	4500	1/2 Sq	65-110	48-81	178	7.0	29	1.14	198	7.8	1.60	3.5	12	25	10	3/8
D	PT160-T3500-I13S	205 147 471 4	3500	1/2 Sq	110-160	81-118	188	7.4	34	1.34	209	8.2	2.40	5.3	14	30	13	1/2
E	PT240-T2800-I19S	205 147 472 4	2800	3/4 Sq	160-240	118-177	205	8.1	37	1.46	212	8.3	3.30	7.3	15	32	13	1/2
<b>SHUT OFF</b>																		
F	PT010-T5500-S4Q	205 146 227 4	5500	1/4 Hex	5-10	4-7	205	8.1	21	0.80	178	7.0	0.95	2.1	6	13	8	5/16
G	PT010-L5000-S4Q	205 146 225 4	5000	1/4 Hex	5-10	4-7	212	8.3	21	0.83	-	-	0.90	1.9	6	13	8	5/16
F	PT014-T6000-S4Q	205 146 228 4	6000	1/4 Hex	8-14	6-10	205	8.1	21	0.83	178	7.0	1.00	2.2	6	13	8	5/16
G	PT014-L6000-S4Q	205 146 226 4	6000	1/4 Hex	8-14	6-10	212	8.3	21	0.83	-	-	0.90	2.0	6	13	8	5/16
H	PT025-T4500-S10S	205 147 462 4	4500	3/8 Sq	13-25	10-18	177	7.0	26	1.02	192	7.6	1.30	2.9	7	15	8	5/16
I	PT025-L4500-S10S	205 147 463 4	4500	3/8 Sq	13-25	10-18	236	9.3	25	0.98	-	-	1.20	2.5	7	15	8	5/16
H	PT035-T6000-S4Q	205 147 790 4	6000	1/4 Hex	20-36	15-26	175	6.9	26	1.02	192	7.6	1.40	3.0	8	17	8	5/16
H	PT040-T6000-S10S	205 146 229 4	6000	3/8 Sq	22-40	16-29	177	7.0	26	1.02	192	7.6	1.40	3.0	8	17	8	5/16
H	PT070-T4000-S13S	205 146 230 4	4000	1/2 Sq	32-70	24-51	192	7.6	29	1.14	200	7.9	1.80	4.0	10	21	10	3/8
H	PT125-T3500-S13S	205 146 231 4	3500	1/2 Sq	62-125	46-92	201	7.9	34	1.34	211	8.3	2.40	5.3	12	25	10	3/8
J	PT250-T4000-S19S	205 147 464 4	4000	3/4 Sq	125-250	92-185	216	8.5	37	1.46	215	8.5	3.30	7.2	20	42	13	1/2
K	PT450-T3000-S19S	205 147 465 4	3000	3/4 Sq	225-450	166-332	202	8.0	42	1.65	229	9.0	4.30	9.5	22	46	13	1/2

# Pulse Tools - Tool Selection

## Non Shut Off range



## Shut Off range



## Accessories

### ACCESSORIES INCLUDED

	PART NO.
• Air Hose nipple	
• Adjustment screwdriver for all models, except PT031/070/110/PT160/240	205 050 137 3

### Pulse Non shut off

• Cover protection for PT031-T9000-I10S	205 051 325 3
• Cover protection for PT052-T7000-I10S	205 051 324 3
• Cover protection for PT070-T6000-I13S	205 051 328 3
• Cover protection for PT110-T4500-I13S	205 051 329 3
• Cover protection for PT160-T3500-I13S	205 051 326 3
• Cover protection for PT240-T2800-I19S	205 051 327 3

### Pulse Shut off

• Cover protection for PT014-T6000-S4Q	205 051 331 3
• Cover protection for PT025-T4500-S10S	205 051 328 3
• Cover protection for PT040-T6000-S10S	205 051 328 3
• Cover protection for PT070-T4000-S13S	205 051 323 3
• Cover protection for PT125-T3500-S13S	205 051 331 3
• Cover protection for PT250-T4000-S19S	205 051 308 3
• Cover protection for PT450-T3000-S19S	205 050 929 3

### OPTIONAL ACCESSORIES

	PART NO.
• Reporting kit for PT010-T/L.. / PT014-T/L.. / PT025-T/L.. / PT040-T.. / PT070-T.. / PT125-T..	205 011 427 2
• Reporting kit for PT250-T./ PT450-T..	205 011 428 2
• Suspension bail for PT031L/010/014/025L	451463
• Suspension bail for PT010/014/031/052	451393
• Suspension bail for PT025/040/070/110/125T	459843
• Suspension bail for PT160/240/250/450T	205 050 906 3
• Exhaust hose for PT031L	452243
• Exhaust hose for PT010/014/025L	459813